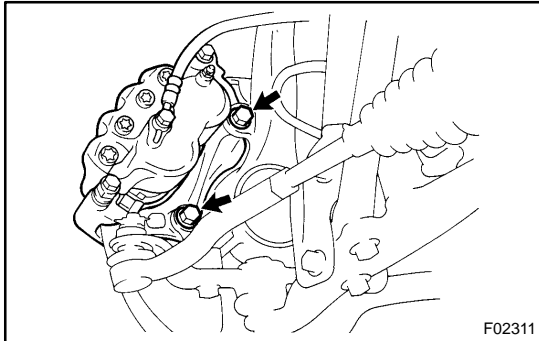


REMOVAL

1. REMOVE FRONT WHEEL

Torque: 103 N·m (1,050 kgf·cm, 76 ft·lbf)

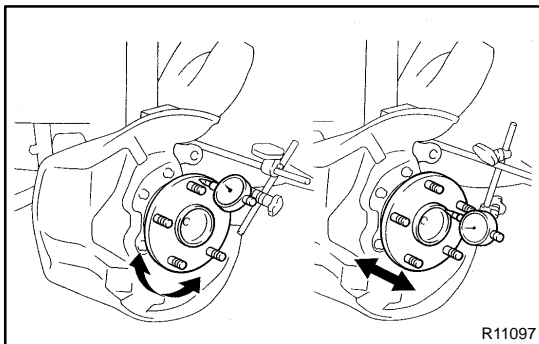


2. REMOVE FRONT BRAKE CALIPER AND DISC

- (a) Remove the 2 bolts and brake caliper from the steering knuckle.

Torque: 118 N·m (1,200 kgf·cm, 87 ft·lbf)

- (b) Support the brake caliper securely.
(c) Remove the disc.



3. CHECK BEARING BACKLASH AND AXLE HUB DEVIATION

- (a) Using a dial indicator near the center of the axle hub and check the backlash in the bearing shaft direction.

Maximum: 0.05 mm (0.0020 in.)

If the backlash exceeds the maximum, replace the bearing.

- (b) Using a dial indicator, check the deviation at the surface of the axle hub outside the hub bolt.

Maximum: 0.05 mm (0.0020 in.)

If the deviation exceeds the maximum, replace the axle hub.

4. REMOVE ABS SPEED SENSOR

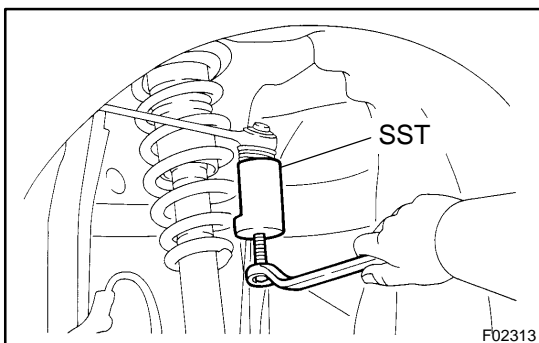
Remove the bolt and ABS speed sensor.

Torque: 7.8 N·m (80 kgf·cm, 69 in.-lbf)

5. REMOVE STEERING KNUCKLE

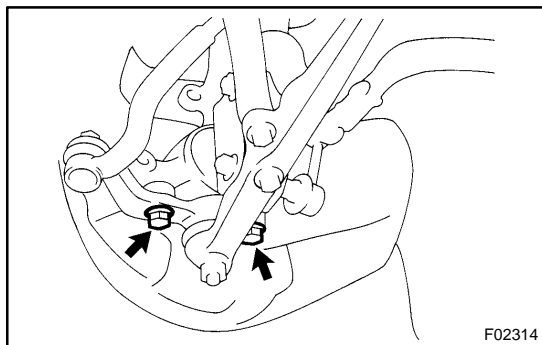
- (a) Remove the upper side of the clip and nut.

Torque: 87 N·m (890 kgf·cm, 64 ft·lbf)



- (b) Using SST, remove the steering knuckle from the upper suspension arm.

SST 09610-20012



- (c) Remove the 2 bolts and steering knuckle from the lower ball joint.

Torque: 113 N·m (1,150 kgf·cm, 83 ft·lbf)